

OLP-55 SMART Optical Power Meter

A SMART, Future-Proof Optical Power Meter



Key features

- Industry's first auto-zeroing function provides outstanding accuracy with no manual zeroing necessary. The OLP-55 offers the highest accuracy on the market.
- Auto-lambda function provides automatic wavelength detection to speed up testing and avoid instrument setting failures.
- TWINtest and new TRIPLEtest allows for simultaneous testing at multiple wavelengths.
- Reflection trap reduces multiple reflections between adapter and photo diode for increased accuracy (adapter BN 2014/00.xx).
- FTTx ready
- Visual fault locator option at 635 nm
 - Economical option for fiber tracing, routing, and continuity checking
 - Universal push-pull adapter 2.5 mm (1.25 mm adapter optional)
- Host USB data storage option
 - Unlimited result storage capacity via USB memory sticks
 - Easy and quick data transfer of stored measurement results

New

New

JDSU's SMART optical handhelds go beyond the basics

With more than 100,000 optical handhelds already in use, JDSU continues the success story with the SMART optical handhelds. The SMART class help your network move to the next level of performance. JDSU's SMART optical handhelds encompass a new, intelligent, and next level product line for testing all optical signals and systems, including broadband, PONs, and Gigabit Ethernet.

All of JDSU's SMART optical handhelds provide:

- Up to 900 calibrated wavelengths for the highest performance range in the industry.
- A large storage capability for up to 1000 results with automatic date/time stamp on built-in memory.
- An illuminated graphical display which shows up to 3 measurements simultaneously.
- Client USB port for remote operation as well as easy Microsoft Excel™-based report generation and analysis.
- Unique power supply management system on the market with 4 different ways of powering the unit.
- Quick start operation, requiring no warm-up time and reducing testing time.
- A robust, shock-proof, and splash-proof design for field operation.

The **OLP-55 SMART Optical Power Meter** is a high-performance power meter for testing, installing, and maintaining singlemode and multimode cables and networks. It creates a new industry standard in accuracy with its unique built-in auto-zeroing function for auto dark current compensation, allowing for increased accuracy in measurements.




OCK-10 Optical Connector Cleaning Kit (accessory)




OIM-400 Fiber Microscope



Optical adapters (BN 1014) for laser source output



Worldwide compatible AC adapter/charger (SNT-121A)



JDSU		Connect		Download		Copy .. Print .. Save ..			
OFS-355 Download Manager		USB (COM 3)		Downloading 3 results... 3		Reset ..			
SN: FM-0006		SW: V03.00		Converting 3 results... 3		Clear ..			
Ready									
Group	Meas	Date	Time	λ1 nm	Level @ λ1	Unit	λ2 nm	Level @ λ2	Unit
1	1	22 Sep. 2005	10:41:49	1310	14.23	dB	1550	14.11	dB
1	2	22 Sep. 2005	10:42:56	1310	35.18	dB	1550	34.89	dB
1	3	22 Sep. 2005	10:43:16	1310	14.23	dB	1550	14.11	dB
1	4	22 Sep. 2005	10:44:00	1310	35.18	dB	1550	34.89	dB
1	5	22 Sep. 2005	10:45:09	1310	15.63	dB			
1	6	22 Sep. 2005	10:46:14	1550	18.58	dB			
1	7	22 Sep. 2005	10:47:14	1310	14.22	dB			
1	8	22 Sep. 2005	10:48:32	1550	16.32	dB			

OFS-355 Optical Fiber Assistant Software – Free PC documentation software

Specifications

	General purpose BN 2277/01	High sensitivity BN 2277/02	High power (26 dBm) BN 2277/03	Ultra high power (30 dBm) BN 2277/04
Wavelength range	780 to 1650 nm in 1 nm increments	800 to 1700 nm in 1 nm increments	800 to 1700 nm in 1 nm increments	800 to 1700 nm in 1 nm increments
Number of calibrated wavelengths	870	900	900	900
Photo diode	Germanium (GE)	InGaAs	filtered InGaAs	filtered InGaAs
Fiber type	9/125 to 100/140 μm	9/125 to 50/125 μm	9/125 to 50/125 μm	9/125 to 50/125 μm
Display range	-70 to +20 dBm	-80 to +15 dBm	-60 to +26 dBm	-60 to +30 dBm
Max. permitted level	+20 dBm	+15 dBm	+26 dBm	+30 dBm
Intrinsic uncertainty ⁽¹⁾	± 0.13 dB (± 3%)	± 0.13 dB (± 3%)	± 0.13 dB (± 3%)	± 0.13 dB (± 3%)
Overall measurement uncertainty	-60 to +18 dBm 850 nm ± 0.25 dB ± 0.8 nW 1300, 1310 nm ± 0.2 dB ± 0.2 nW 1550 nm ± 0.4 dB ± 0.2 nW 1625 nm ⁽³⁾ ± 1.5 dB (typ.) ± 0.6 nW	-70 to +11 dBm 850 nm ± 0.3 dB ± 0.15 nW 1300, 1310 nm ± 0.2 dB ± 0.02 nW 1550 nm ± 0.2 dB ± 0.02 nW 1625 nm ± 0.4 dB ± 0.02 nW	-47 to +26 dBm 850 nm ± 0.33 dB ± 25 nW 1300, 1310 nm ± 0.25 dB ± 4 nW 1550 nm ± 0.25 dB ± 4 nW 1625 nm ± 0.5 dB ± 4 nW	-47 to +30 dBm 850 nm ± 0.33 dB ± 25 nW 1300, 1310 nm ± 0.25 dB ± 4 nW 1550 nm ± 0.25 dB ± 4 nW 1625 nm ± 0.5 dB ± 4 nW

(1) Under reference conditions: -20 dBm (CW), 1310 nm ± 1 nm, 23°C ± 3K, up to 75% relative humidity, 9 to 50 μm test fiber with DIN connector

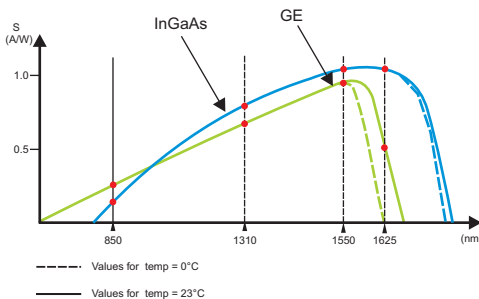


Photo diodes are used for conversion. They have different spectral characteristics, depending on the type of semiconductor. Germanium (GE) and Indium Gallium Arsenide (InGaAs) diodes, are suitable for broadband signaling in the second, third and fourth optical window, where their sensitivity is highest. Ge diodes, which are used as a low-cost variant in all four windows, are the most sensitive to temperature. Choosing the correct wavelength and a sufficiently large dynamic range for the optical laser source and receiver are crucial to the precision of the measurement results.

General specifications

Modulation detection (fiber detection) 270 Hz, 1 kHz, 2 kHz
 Auto-lambda (λ) detection: 850 nm to 1650 nm

Memory

Data memory 1000 measurement results
 Data readout/remote control via client USB interface
 USB data storage (option) via Host USB interface

Display

Graphical display, resolution of 128 × 64 dots, displays up to three power readings simultaneously
 Resolution 0.01 dB/0.001 μW
 Results displayed in dBm, dB, mW, μW
 Backlight function switchable via a separate key

Optical connector

Optical connector interchangeable adapter from BN 2014/00.xx range for flat or angled connectors
 2.5-mm plugs: FC, ST, SC, DIN, E2000
 1.25-mm plugs: LC, MU adapter

Power supply

Four dry batteries Mignon/AA, 1.5 V or NiMH rechargeable cells Mignon/AA, 1.2 V
 Operating time from dry batteries >100 h
 Batteries/NiCd/NiMH power saving:
 The instrument switches off automatically after ~20 min (can be disabled)
 AC line operation via separate AC adapter
 Integrated fast battery charging function (2 hours)

Electromagnetic compatibility

Corresponds to IEC 61326 (CE conformance)

Calibration

Suggested calibration interval 3 years

Ambient temperature

Nominal range of use	-10°C to +55°C
Storage and transport	-40°C to +70°C

Dimensions and weight

W × H × D approximately	95 × 60 × 195 mm (3.74 × 2.36 × 7.68 in)
Weight approximately	500 g (1.1 lb)

Accessories for visual fault locator option


BN 2252/02

Adapter for 1.25 mm UPP



S3122

Adapter from 2.5 mm UPP to LC (1.25 mm)



Detailed information regarding test adapters, cables, and fiber optic sleeves can be found in a separate datasheet entitled “JDSU Fiber Optic Test Adapters and Cables”.

Ordering Information

Ordering number	Instrument
BN 2277/01	OLP-55 GE diode, general purpose
BN 2277/02	OLP-55 InGaAs diode, high sensitivity
BN 2277/03	OLP-55 InGaAs diode, high power (26 dBm)
BN 2277/04	OLP-55 InGaAs diode, ultra high power (30 dBm)

Ordering number	Option
BN 2252/90.10	Visual Fault Locator
BN 2277/90.06	USB Data Storage (memory stick not in scope of delivery)

OFS-355 Optical Fiber Assistant Software

Free PC documentation software (available from http://www.jdsu.com/global/customer_care/Software_Updates/index.html)

Included with the OLP-55

Interchangeable adapter from	BN 2014/00.xx range
Four dry batteries Mignon/AA, 1.5 V	
Operating manual	
MT-1S Belt bag	

Ordering number	Accessories
BN 2014/00.21	Optical adapter ST type
BN 2014/00.24	Optical adapter SC type
BN 2014/00.09	Optical adapter FC type
BN 2014/00.17	Optical adapter DIN type
BN 2014/00.26	Optical adapter E-2000 type
BN 2014/00.27	Universal push/pull adapter for DIN, FC, SC, ST
BN 2014/00.28	Universal push/pull adapter for LC, MU
BN 2252/01	OVF-1 Visual Fault Locator
BN 2229/90.21	OCK-10 Optical Connector Cleaning Kit
BN 2229/90.07	Optical cleaning tape
BN 2229/90.08	Spare tape for optical cleaning tape
BN 2237/90.02	NiMH cells, Mignon/AA, 1.2 V (4 required per instrument)
BN 2277/90.01	SNT-121A Worldwide compatible AC adapter
K804	USB connection cable
BN 2277/90.02	MT-1S belt bag for one instrument
BN 2126/03	MT-2S soft bag for two instruments
BN 2126/04	MT-3S soft bag for three instruments
BN 2093/31	MK-3S hard case for three instruments
BN 2277/90.03	Calibration Report

All statements, technical information and recommendations related to the products herein are based upon information believed to be reliable or accurate. However, the accuracy or completeness thereof is not guaranteed, and no responsibility is assumed for any inaccuracies. The user assumes all risks and liability whatsoever in connection with the use of a product or its applications. JDSU reserves the right to change at any time without notice the design, specifications, function, fit or form of its products described herein, including withdrawal at any time of a product offered for sale herein. JDSU makes no representations that the products herein are free from any intellectual property claims of others. Please contact JDSU for more information. JDSU and the JDSU logo are trademarks of JDS Uniphase Corporation. Other trademarks are the property of their respective holders. © 2007 JDS Uniphase Corporation. All rights reserved. 30137105 502 0707 SMART-OLP55.DS.FO.PT.M.AE

Test & Measurement Regional Sales

NORTH AMERICA TEL: 1 866 228 3762 FAX: +1 301 353 9216	LATIN AMERICA TEL:+55 11 5503 3800 FAX:+55 11 5505 1598	ASIA PACIFIC TEL:+852 2892 0990 FAX:+852 2892 0770	EMEA TEL:+49 7121 86 2222 FAX:+49 7121 86 1222	WEBSITE: www.jdsu.com
---	--	---	---	--