
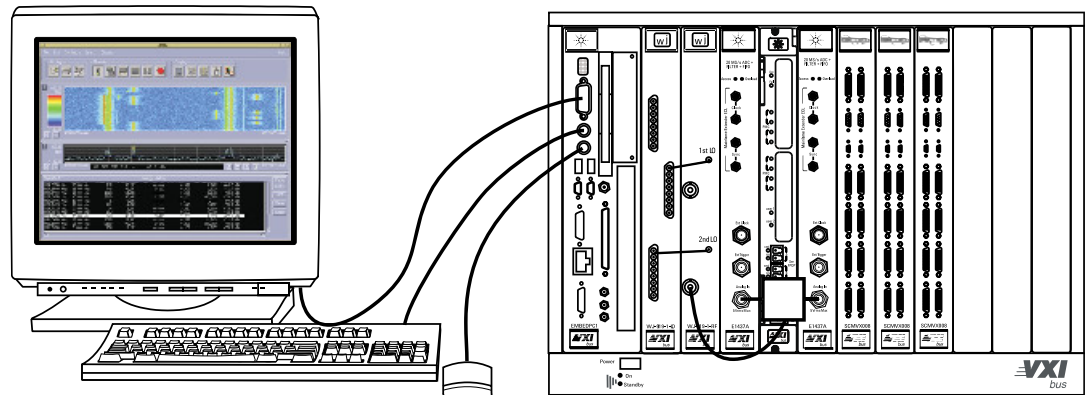


Agilent E3238 Signals Development System

Technical Specifications



HF, VHF/UHF, and Microwave Configurations



Performance

The Agilent E3238 is designed to quickly locate elusive signals. E3238's fast sweep rate and high dynamic range significantly increase the probability of intercept. With the E3238, searches produce more hits quickly and efficiently.

Automation

The E3238 system automates common tasks so an operator can focus on more complex operations, work faster and accomplish more. It allows highly skilled operators to automate functions for less skilled operators. The system can even run unattended.

Adaptability

Optional user-programming software can be used to customize the E3238. Searches can be optimized to capture the signals of interest while disregarding extraneous signals. Displays can also be customized to increase productivity.

Integration

The E3238 can integrate with legacy systems and hand-off receivers. LAN, GP-IB, RS-232, or the VXI backplane can be used to communicate with other hardware. Windows® sockets provide fast communication between software processes, even from remote locations.



Agilent Technologies

Standard Software Features

(Applies to all configurations of the E3238)

File

Secure display
Access control
 Password
Working directory
Snapshot directory
Log files
Load mission setup
Save mission setup
Preset mission setup
Print
Print to file
Socket connections
Shared libraries
Exit

Edit

Clear log
Clear log files
Clear energy history
Clear signal database
Clear frequency lists
Clear audio output
Clear all

Configuration

Antennas
Search receiver
Handoff receivers
Time reference
Channelizer

Search

Search
 Off
 On

Search type
General search
Directed search
 Up to 100 segments
Tuner sweep control
 Locked, unlocked

General search setup

Center frequency
Span frequency
Start frequency
Stop frequency
Full span
Antenna selection
Attenuation
Resolution bandwidth
 7.3 Hz – 120 kHz (tuner and ADC
 dependent)
Shape factor
 9:1
 4:1
 2.6:1
Average type
 Off
 RMS
 Peak
Number of averages
 1-31

Energy detection

Energy detection
Off
On

Energy criteria
dB above threshold
Bandwidth

Features
User-generated with AS9

Threshold
Threshold margin (dB)
Number of segments
Smoothing factor
Minimum signal level

Energy history filter

(User-created with AS9)

Pre-filter(s) enable
Pre-filter(s) disable
Post-filter(s) enable
Post-filter(s) disable

Alarms Setup

Alarms
Enable
Disable

Alarm type
Energy
Signal

Status
Active
Inactive

Trigger
Always
Per sweep
Once

Events
Single
Multiple

Priority
Low
Medium
High
Critical

Energy detection schedule
Continuous
Band
Hourly
Daily

Energy features

Energy
Frequency
Bandwidth
Min
Max
Average
Current

Amplitude
Min
Max
Average
Current

Duration
Min
Max
Average
Current

Number of intercepts
Number of detections
Occupancy %
Intercept time
First
Last
Number of sweeps since first intercept
Studio (user defined with AS9)
RFSK

Energy type
New energy
Once energy
Each energy
Any energy
No energy

Alarm tasks
Handoff
Visual
Audible
Frequency snapshot
Time snapshot
Add to frequency list
Remove from frequency list

Signal Processors

User-defined pane

Display

Display layout

Number of active layouts
6

Number of panes
8

Pane content types
Off

- Trace A
- Trace B
- Trace C
- Trace D
- Handoff receivers
- Handoff log
- Text editor
- Command line
- Toolbar
- New energy log
- Alarm log
- Energy history
- Signal database
- Visual alarms
- Frequency lists
- Feature studio

Trace

Number of traces
4

Trace type
Spectrum
Spectrogram
Color spectrogram

Threshold presentation
Off
Line
Mask

Grid type
Off
Graticules
Handoffs
Energy history
Alarm regions
Frequency list

Grid frequency list
List 1-20

Marker
Off
On

Handoff receiver link
Receiver 1-100

Handoff setup
Snapshot setup

Trace scaling

Number of independent traces
4

Maximum amplitude

Minimum amplitude

Minimum frequency

Maximum frequency

Trace mouse functions

Left mouse button
Off
Marker
Directed search band
Delta marker

Middle button
Off
Drag and drop

Right mouse button
Off
Trace scaling
Search receiver tuning
Handoff new energy
Handoff all energy

Trace color setup

Elements
Background
Trace
Marker
Grid
Labels
Threshold

Color layering order

Colors in color spectrogram
2-32

Default

General

Operating systems
Windows 2000®

Control interfaces
GPIB
RS-232
LAN
VXI

Process-to-process communication
Sockets (Requires AS9)

Number of antennas
16 (requires E1472A RF multiplexer)

Online, context-sensitive help system

Optional Software Features

35688D-AS9 User Programming

Option 35688D-AS9 allows users to extend the functionality of the E3238 and connect it to legacy systems. Extensions are written in C, and are dynamically linked into the E3238 as shared libraries. Software can be developed in Windows NT. Added functionality integrates seamlessly into the E3238 user-interface.

Shared library entry points

- Socket interface
- Spew interface
- User menu
- User pane (may require Motif™ programming)
- User alarm task
- Spectrum feature extraction
- Energy history database pre-filter
- Energy history database post-filter

35688D-ASH User Signal Programming

Option 35688D-ASH is an integrated software development environment to create, test, and deploy new signal types. Using a Programming Wizard, you can easily generate a working signal framework, and then drop in your own custom signal algorithms. The resulting program runs on a multi-processor VX008 DSP module, and is seamlessly integrated into the E3238 system. Using option 35688D-ASH, you can develop their own sensitive signals quickly.

35688D-ASM Feature Studio

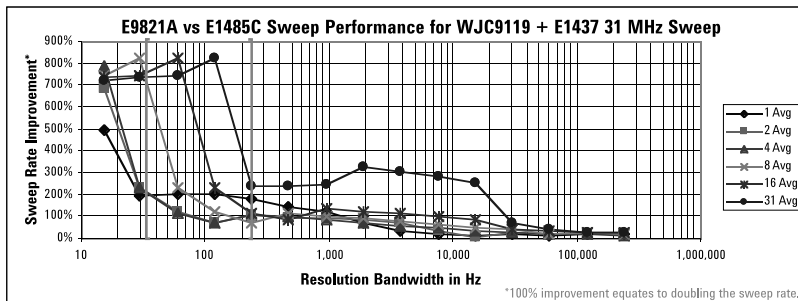
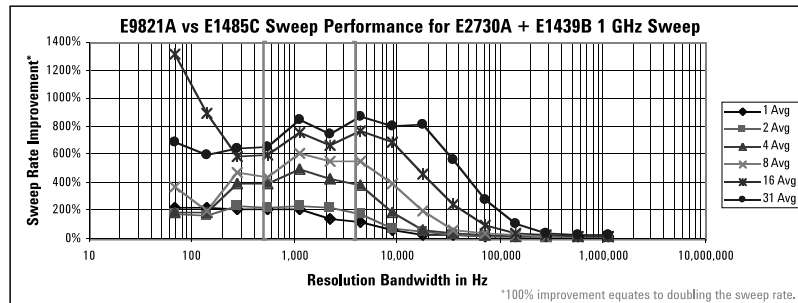
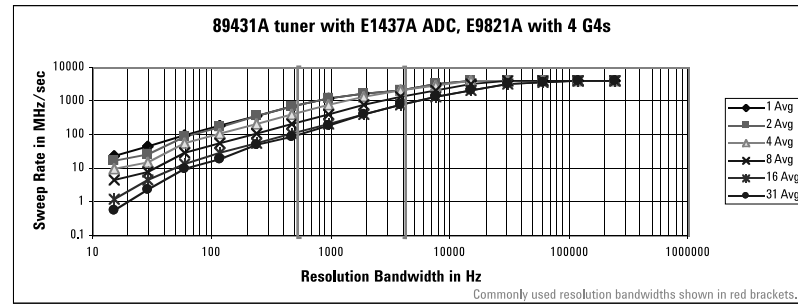
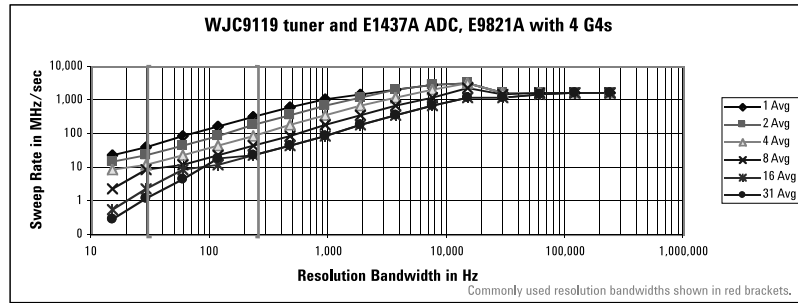
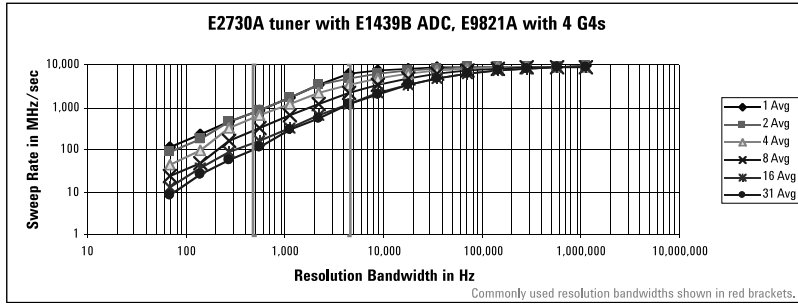
Option 35688D-ASM is a graphical program for creating complex-shaped upper and lower limit lines. It generates C code that is used with option 35688D-AS9 to implement limit lines to use as pre-filters in the E3238.

Specifications

	HF	HF/VHF/UHF	VHF/UHF	VHF/UHF	µWave
Tuner/Digitizer	WJC9119/E1437A	89431A/E1437A	E2730A/E1439B	E2731A/E1439B	ComSol 5040/E1439B
Frequency range	0.1–32 MHz	2–2650 MHz	20–2700 MHz	20-6000 MHz	0.5–20 GHz
Useable IF bandwidth	6.75 MHz at 5.12 MHz IF	6 MHz at 5 MHz IF	36 MHz at 70 MHz IF	36 MHz at 70 MHz IF	36 MHz at 70 MHz IF
Tuner noise figure	13 dB, typical	14–15 dB, typical	11–12 dB, typical	16 dB typical	15 dB maximum
Tuner internally-generated spurious	-130 dBm, typical	N/A	-110 dBm, maximum	-110 dBm maximum	100 dBm maximum
RF input attenuation	0–47dB, n 1 dB steps	0–75dB, in 5 dB steps	0–30dB, in 2 dB steps	0 - 30 dB in 2 dB steps	None
Tuner pre-selection	Yes	No	No	No	No
Tuner form factor	2 VXI C-1 modules	Rack and stack, 5.25"	1 VXI C-1 module	1 VXI C- module	1 VXI C-3 module
ADC residual - spurious responses	110 dBfs	-110 dBfs	-90 dBfs	-90 dBfs	-90 dBfs
ADC harmonic - distortion -	75 dBc or 110 dBfs	-75 dBc or -110 dBfs	-70 dBc or -90 dBfs	-70 dBc or -90 dBfs	-70 dBc or -90 dBfs
ADC form factor	1 VXI C-1 module	1 VXI C-1 module	1 VXI C-1 module	1 VXI C-1 module	1 VXI C-1 module
Operating temperature range	0–50° C	0–50° C	0–50° C (specified from 20–30° C)	0-50° C (specified from 20-30° C)	0–50° C

Benchmarks

Sweep Rate Performance



Specification Note

Specifications describe warranted and benchmarked performance over a temperature range of 0° to 50 °C (except where noted), after a 30 minute warm up from ambient conditions. Supplemental characteristics identified as “typical” and “characteristic” provide useful information by giving non-warranted performance parameters. Typical performance is applicable from 20° to 30 °C. For more detailed specifications refer to the technical specification datasheets of the individual system components.

Support

Agilent Technologies products are available globally. The E3238 is a commercial product and is easy to buy, maintain, and obtain professional support services.

The E3238 arrives with everything pre-installed and ready to run. Because the E3238 is standards-based, your investment is protected. As technology ramps, so can your system.

Warranty

The hardware in the E3238 system is covered by a three-year return to Agilent Technologies parts and labor warranty. The software is warranted for 90 days. Additional coverage may be purchased from Agilent. Contact your local Agilent representative.

Ordering information

E3238S	E3238S signals development system
35688D	E3238S signals development system operating software
35688DU	E3238S Signals Development System software upgrade to current revision from earlier revisions
35688D-102	Standard E3238S software for Windows 2000 platform
35688D-AS9	User programming
35688D-ASM	Feature Studio
35688D-ASH	User signal processing
35688D-ORU	Software update installation planning

Export of the 35688 product identified in this literature is subject to U.S. Export control laws. Export licenses are approved on a case-by-case basis and sale of any of these products is dependent on approval of the United States Government.

Related Agilent Literature

Agilent Communications Intelligence Solutions Overview
literature number 5988-0633EN

E3238 Signals Development System Configuration Guide
literature number 5988-0562EN

E3238 Signals Development System Option ASH Product Overview
literature number 5968-7077E

E3238 Signals Development System Product Overview
literature number 5968-2075E

Test Systems and VXI Products Catalog
literature number 5980-0307E

Visit Our Websites

Agilent Communications Intelligence Information –
www.agilent.com/find/COMINT

Agilent VXI Product Information –
www.agilent.com/find/vxi

System Components	Maximum Temperature
E9821A – Signal Processor Module For E3238 System*	50 degrees Celsius
E1438D – 100 MSa/s VXI ADC with filter and memory	50 degrees Celsius
E1439D – VXI 70 MHz IF ADC with filter and memory	50 degrees Celsius
EXTHD – External Desktop Disk Module	40 degrees Celsius
EXTDVD – External Desktop CD-ROM Drive	40 degrees Celsius
EXTDAT – External Desktop DAT Drive	40 degrees Celsius
MON17 – 17" Color Monitor (CRT)	40 degrees Celsius
MONLCD1 – 17" LCD Color Monitor	40 degrees Celsius
LTPC2 – Laptop PC With Windows 2000	35 degrees Celsius

* When the E9821A is used in an E1421B 6-slot VXI mainframe the maximum system temperature is 40 degrees Celsius.

Agilent Technologies' Test and Measurement Support, Services, and Assistance

Agilent Technologies aims to maximize the value you receive, while minimizing your risk and problems. We strive to ensure that you get the test and measurement capabilities you paid for and obtain the support you need. Our extensive support resources and services can help you choose the right Agilent products for your applications and apply them successfully. Every instrument and system we sell has a global warranty. Support is available for at least five years beyond the production life of the product. Two concepts underlie Agilent's overall support policy: "Our Promise" and "Your Advantage."

Our Promise

Our Promise means your Agilent test and measurement equipment will meet its advertised performance and functionality. When you are choosing new equipment, we will help you with product information, including realistic performance specifications and practical recommendations from experienced test engineers. When you use Agilent equipment, we can verify that it works properly, help with product operation, and provide basic measurement assistance for the use of specified capabilities, at no extra cost upon request. Many self-help tools are available.

Your Advantage

Your Advantage means that Agilent offers a wide range of additional expert test and measurement services, which you can purchase according to your unique technical and business needs. Solve problems efficiently and gain a competitive edge by contracting with us for calibration, extra-cost upgrades, out-of-warranty repairs, and on-site education and training, as well as design, system integration, project management, and other professional engineering services. Experienced Agilent engineers and technicians worldwide can help you maximize your productivity, optimize the return on investment of your Agilent instruments and systems, and obtain dependable measurement accuracy for the life of those products. By internet, phone, or fax, get assistance with all your test & measurement needs

Online assistance:

www.agilent.com/find/assist

Phone or Fax
United States:
(tel) 1 800 452 4844

Canada:
(tel) 1 877 894 4414
(fax) (905) 282-6495

China:
(tel) 800-810-0189
(fax) 1-0800-650-0121

Europe:
(tel) (31 20) 547 2323
(fax) (31 20) 547 2390

Japan:
(tel) (81) 426 56 7832
(fax) (81) 426 56 7840

Korea:
(tel) (82-2) 2004-5004
(fax) (82-2) 2004-5115

Latin America:
(tel) (305) 269 7500
(fax) (305) 269 7599

Taiwan:
(tel) 080-004-7866
(fax) (886-2) 2545-6723

Other Asia Pacific Countries:
(tel) (65) 375-8100
(fax) (65) 836-0252
Email: tm_asia@agilent.com

Product specifications and descriptions in this document subject to change without notice.

© Agilent Technologies, Inc. 2003
Printed in USA December 4, 2003

5963-6609E



Agilent Technologies