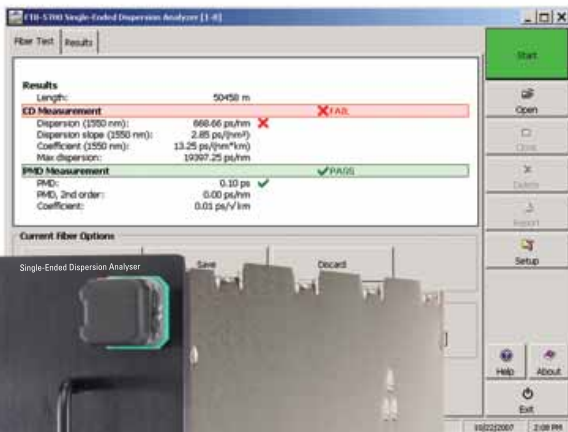


FTB-5700

NETWORK TESTING—OPTICAL



The ultimate CD/PMD characterization solution

- Single-ended PMD and CD measurements
- **The advantage of one:** complete dispersion analysis with a single module, a single connector and a one-step test setup
- Unparalleled software user-friendliness: all automated
- Testing range: up to 120 km

Platform Compatibility

- FTB-400 Universal Test System
- FTB-200 Compact Platform



The Only Combined CD and PMD Test Module on the Market

Building on EXFO's market-proven dispersion testing expertise, the FTB-5700 Single-Ended Dispersion Analyzer combines chromatic dispersion and polarization mode dispersion measurement into a single, highly automated, high-efficiency test solution. It offers **the true advantage of one**—one-ended testing using one module, one connector and a one-step test setup and delivering one combined results file—dramatically reducing the cost of ownership and speeding up the learning curve, the test cycles as well as the reporting.

Housed in either of EXFO's multimodular portable platforms, the FTB-200 Compact Platform and the FTB-400 Universal Test System, the FTB-5700 delivers straightforward, yet advanced CD and PMD characterization in a single affordable instrument optimized for both entry-level and seasoned technicians.

CD and PMD Testing Combo—The Benefits

One, lightweight unit that:

- Provides exclusive single-ended testing technology
- Enables one technician to test both CD and PMD
- Requires only one training session
- Minimizes manual interventions, for fail-safe results
- Reduces required connections to just one
- Saves valuable processing time—one GUI, one results file, one report

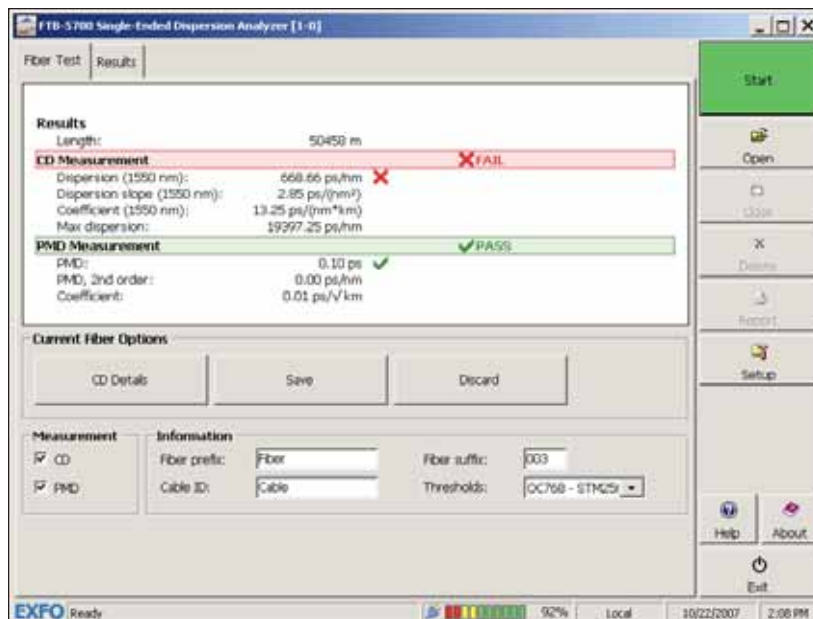


* High reflection (4% or more) required at far end, using an unterminated UPC connector or reflector connector.

Characterize CD in a Snap

The ongoing race to develop high-speed transmission systems and to increase available bandwidth is facing certain limitations. Chromatic dispersion (CD) measurements are becoming more and more critical for carriers and service providers looking to upgrade their systems to faster transmission rates, such as 10 Gbit/s (OC-192/STM-64), and longer routes, thanks to the advent of reconfigurable optical add/drop multiplexers (ROADMs).

What's more, since the eight test points are configurable, the FTB-5700 never "loses" test points due to high attenuation. Whatever the link, test parameters are automatically optimized.



The FTB-5700 features a highly intuitive user interface presenting straightforward pass/fail results.

ITU	Common Name	Default Test Wavelengths Range*
G.652	Standard Fiber	1475 - 1626 nm
G.653	Dispersion-Shifted Fiber (DSF)	1475 - 1626 nm
G.654	Cut-off Shifted Fiber	1530 - 1626 nm
G.655	Non-Zero Dispersion-Shifted Fiber (NZDSF)	1475 - 1626 nm
G.656	Wideband Non-Zero Dispersion Fiber	1475 - 1626 nm

* Being configurable, the FTB-5700 automatically selects the proper test wavelength according to fiber type.

Key CD Testing Features

- Groundbreaking single-ended testing technology
- Link-length measurement
- Network recognition: automatically adopts the proper parameter setups
- Complies with ITU G.65X fiber testing standards

The Only Single-Ended PMD Analyzer on the Market

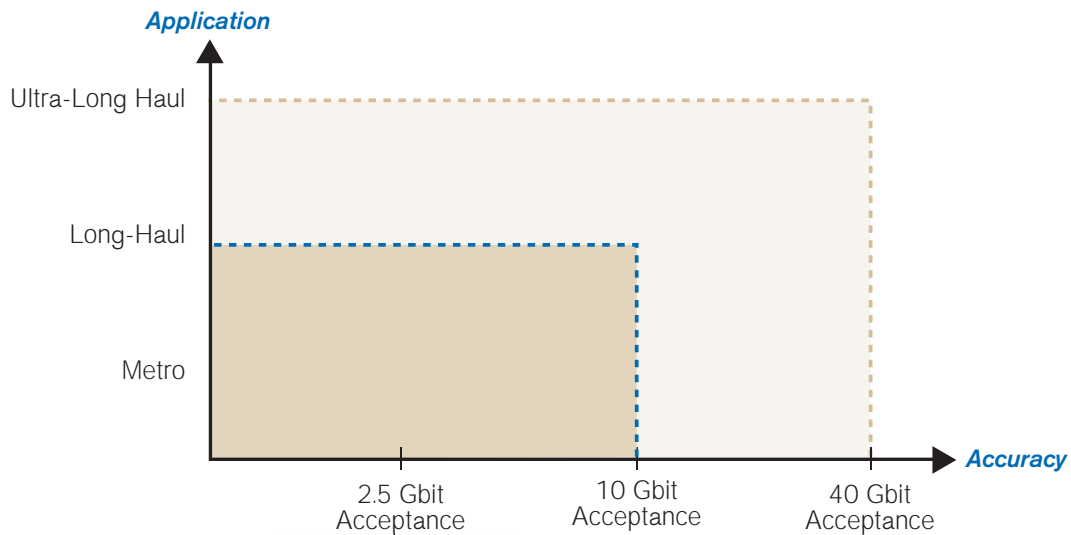
PMD is a real threat to both legacy and newly deployed networks. And as high-speed services—namely 10 Gbit/s—are being massively deployed, PMD awareness continues to grow. Whether you need to assess the PMD level of legacy fiber or perform network maintenance, EXFO's FTB-5700 PMD Analyzer FTB-5700 is fast, reliable and ready to go.

Key PMD Testing Features

- The only single-ended PMD analyzer on the market: reduced both the testing time and operational expenses (OPEX)
- Random SOP scrambling: robust technology for aerial fibers
- Based on TIA FOTP-124A and IEC 61282-9

PMD is an average of delay values over a given wavelength range and state of polarization. The FTB-5700 being tunable, over 200 wavelength pairs are acquired, all at different states of polarization. Each pair provides a delay point.

For even higher accuracy, you can launch multiple scans and perform an averaging of all test results.



FTB-5700



FTB-5500/
FTB-5800

A Highly Intuitive User Interface with No Setup Required

Featuring easy-to-read pass/fail results and providing a view of all key parameters and values on one screen, the FTB-5700's user interface is all about field testing simplicity and efficiency.

Results

Length: 4465 m

CD Measurement ✓PASS

Dispersion (1550 nm): 78.16 ps/nm ✓

Dispersion slope (1550 nm): 0.34 ps/(nm²)

Coefficient (1550 nm): 17.50 ps/(nm*km)

Max dispersion: 160.14 ps/nm

PMD Measurement ✓PASS

PMD: 1.15 ps ✓

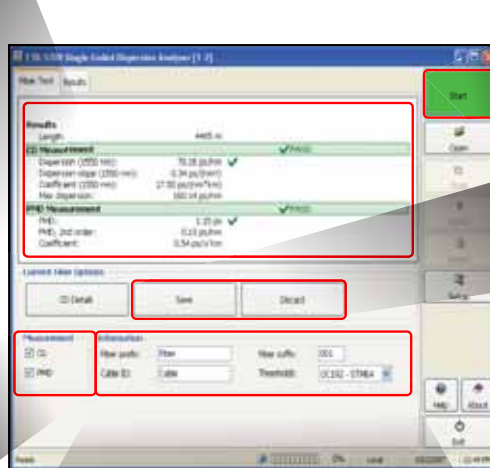
PMD, 2nd order: 0.10 ps/nm

Coefficient: 0.54 ps/√km

Key pass/fail measurements

Measurement
PMD

Select test to perform



Start

Single press: start all tests

Save Discard

Save or discard

Information

Fiber prefix: Fiber Fiber suffix: 001

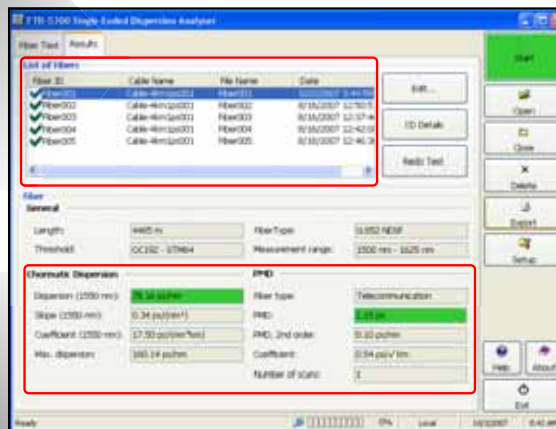
Cable ID: Cable Threshold: OC102 - STM64

Fiber Auto-naming

List of fibers

Fiber ID	Cable Name	File Name	Date
✓Fiber001	Cable-4km1ps001	Fiber001	10/27/2007 3:44:59
✓Fiber002	Cable-4km1ps001	Fiber002	8/16/2007 12:50:5
✓Fiber003	Cable-4km1ps001	Fiber003	8/16/2007 12:37:4
✓Fiber004	Cable-4km1ps001	Fiber004	8/16/2007 12:42:0
✓Fiber005	Cable-4km1ps001	Fiber005	8/16/2007 12:46:3

Critical info on selected test



Chromatic Dispersion

Dispersion (1550 nm): 78.16 ps/nm

Slope (1550 nm): 0.34 ps/(nm²)

Coefficient (1550 nm): 17.50 ps/(nm*km)

Max. dispersion: 160.14 ps/nm

PMD

Fiber type: Telecommunication

PMD: 1.15 ps

PMD, 2nd order: 0.10 ps/nm

Coefficient: 0.54 ps/√km

Number of scans: 1

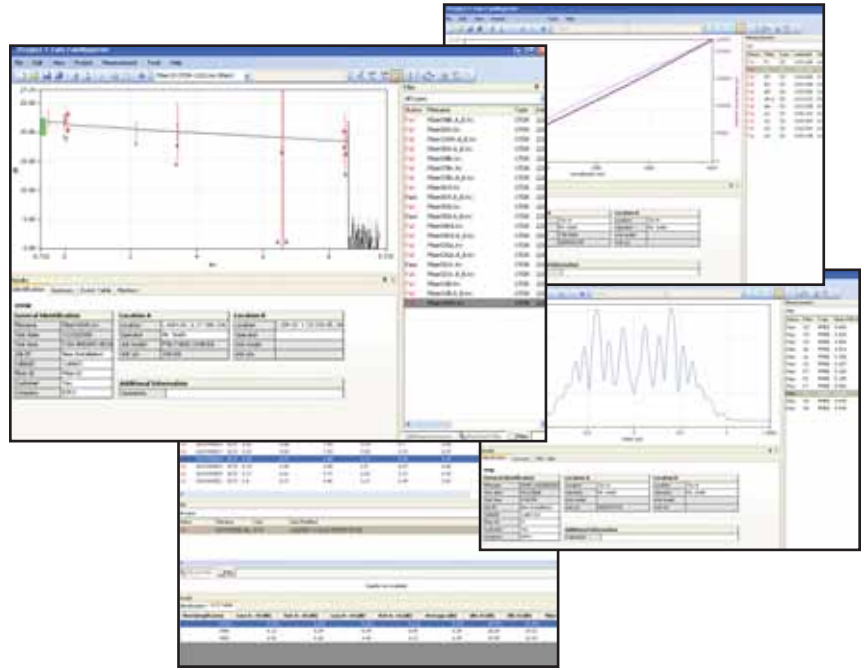
Critical info on selected test

Fast-Track Data Post-Processing with FastReporter Software

The optional FastReporter software package provides you with the postprocessing tools and functionalities you need to optimize your test cycles, whatever the application. Designed for **off-line analysis of field-acquired data**, FastReporter offers a truly intuitive graphical user interface, which contributes to boosting productivity.

Flexible Reporting

Choose from various report templates, including PMD, CD and fiber characterization. Generate comprehensive cable reports in PDF, Excel or HTML format.



EXFO's Dispersion Analyzer Series: Applications Chart

For extreme accuracy and ultra-long-haul network applications, EXFO also offers the FTB-5800 CD Analyzer and FTB-5500B PMD Analyzer. This chart shows the list of applications for each of EXFO's dispersion analyzer series.

	FTB-5700 Single-Ended Dispersion Analyzer	FTB-5500B PMD Analyzer	FTB-5800 CD Analyzer
10 Gbit/s	Short reach	✓	✓
	Long reach	✓	✓
	Ultra-long reach		✓
	Amplified link		✓
	Compensation	✓	✓
40 Gbit/s	Short reach		✓
	Long reach		✓
	Ultra-long reach		✓
	Amplified link		✓
	Compensation		✓



SPECIFICATIONS (PRELIMINARY) ^a

Measured wavelength range (nm)	1475 to 1626
Maximum measurement distance (km)	≥120
Distance uncertainty (km)	± (0.01 + 1 % x distance)
Chromatic dispersion ^b	
Number of test points	8
CD uncertainty (ps/nm)	± 12
Test time (s)	40
PMD ^c	
PMD range (ps)	0.5 to 15
Test time (s)	180

GENERAL SPECIFICATIONS

Temperature		
Operating	0 °C to 50 °C	(32 °F to 122 °F)
Storage	-40 °C to 70 °C	(-40 °F to 158 °F)
Relative humidity	0 % to 93 % non-condensing	
Size (H x W x D)	96 mm x 50 mm x 281 mm	(3 3/4 in x 2 in x 11 in)
Weight	1.3 kg	(2.8 lb)

Notes

- a. Typical.
- b. At 1550 nm, on 50 km of G.652 singlemode fiber.
- c. For a fiber length ≥ 100 m.

ORDERING INFORMATION

FTB-5700-XX-XX

■ **Model**

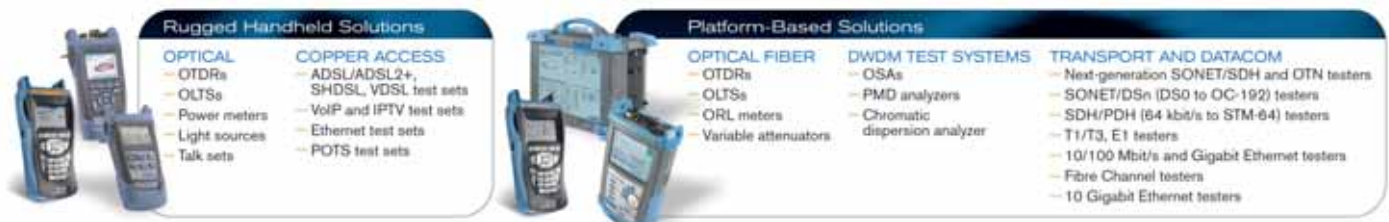
- FTB-5700-CD-PMD = Single-ended CD and PMD analyzer
- FTB-5700-PMD = Single-ended PMD analyzer
- FTB-5700-CD = Single-ended CD analyzer

■ **Connector**

- EI-EUI-28 = UPC/DIN 47256
- EI-EUI-76 = UPC/HMS-10/AG
- EI-EUI-89 = UPC/FC narrow key
- EI-EUI-90 = UPC/ST
- EI-EUI-91 = UPC/SC
- EI-EUI-95 = UPC/E-2000
- EA-EUI-28 = APC/DIN 47256
- EA-EUI-89 = APC/FC narrow key
- EA-EUI-91 = APC/SC
- EA-EUI-95 = APC/E-2000

Example: FTB-5700-CD-PMD-EI-EUI-89

For extreme accuracy and ultra-long-haul network applications, EXFO also offers the FTB-5800 CD Analyzer and FTB-5500B PMD Analyzer. For these modules, the above connector choice applies, but the FLS-5834A light source is required.



EXFO Corporate Headquarters > 400 Godin Avenue, Quebec City (Quebec) G1M 2K2 CANADA | Tel.: 1 418 683-0211 | Fax: 1 418 683-2170 | info@EXFO.com

Toll-free: 1 800 663-3936 (USA and Canada) | www.EXFO.com

EXFO America	3701 Plano Parkway, Suite 160 Plano, TX 75075 USA	Tel.: 1 800 663-3936	Fax: 1 972 836-0164
EXFO Europe	Omega Enterprise Park, Electron Way Chandlers Ford, Hampshire SO53 4SE ENGLAND	Tel.: +44 2380 246810	Fax: +44 2380 246801
EXFO Asia	151 Chin Swee Road, #03-29 Manhattan House SINGAPORE 169876	Tel.: +65 6333 8241	Fax: +65 6333 8242
EXFO China	No. 88 Fuhua, First Road, Central Tower, Room 801 Futian District Beijing New Century Hotel Office Tower, Room 1754-1755 No. 6 Southern Capital Gym Road	Shenzhen 518048, CHINA Beijing 100044 P. R. CHINA	Tel.: +86 (755) 8203 2300 Tel.: +86 (10) 6849 2738 Fax: +86 (755) 8203 2306 Fax: +86 (10) 6849 2662

EXFO is certified ISO 9001 and attests to the quality of these products. This device complies with Part 15 of the FCC Rules. Operation is subject to the following two conditions: (1) this device may not cause harmful interference, and (2) this device must accept any interference received, including interference that may cause undesired operation. EXFO has made every effort to ensure that the information contained in this specification sheet is accurate. All of EXFO's manufactured products are compliant with the European Union's WEEE directive. For more information, please visit www.EXFO.com/recycle. However, we accept no responsibility for any errors or omissions, and we reserve the right to modify design, characteristics and products at any time without obligation. Units of measurement in this document conform to SI standards and practices. Contact EXFO for prices and availability or to obtain the phone number of your local EXFO distributor.

For the most recent version of this spec sheet, please go to the EXFO website at <http://www.EXFO.com/specs>

In case of discrepancy, the Web version takes precedence over any printed literature.