

R&S®EFL240/R&S®EFL340 Portable TV Test Receiver

Professional installation of cable and satellite TV systems and antennas



R&S®EFL240/ R&S®EFL340 Portable TV Test Receiver At a glance

The R&S®EFL240/R&S®EFL340 is a compact, portable TV test receiver for satellite, cable and terrestrial television. Its versatile measurement functions and its operating convenience are ideal for the installation of cable TV systems, satellite receiver systems, in-building distribution systems and antennas. Its favorable price makes the test receiver extremely attractive for these applications.

The R&S®EFL240 and the R&S®EFL340 support all critical measurements on QAM cable TV signals, QPSK/8PSK satellite TV signals and terrestrial OFDM signals, and the R&S®EFL340 can even measure DVB-T2 signals. These measurements include MER, BER and constellation diagram as well as channel impulse response and MER(f)

for OFDM signals. The R&S®EFL240/R&S®EFL340 also analyzes the received transport stream and displays NID, PID, SID, service names and service profiles. The test receiver decodes the audio and video services (SD and HD) and outputs them via the color display and the built-in loudspeaker. The Common Interface makes this possible even for encrypted programs. In addition, the R&S®EFL240/R&S®EFL340 is able to analyze analog TV and FM sound broadcasting. The built-in spectrum analyzer measures up to 2500 MHz.

Measurements during the installation of cable and satellite systems must be fast and simple. The R&S®EFL240/R&S®EFL340 supports these measurements in various ways: Its clear-cut ergonomic keypad allows intuitive operation. The Scan & Log function and the Macro Measurement function largely automate frequent measurement tasks. Pre-installed channel tables and transponder lists save the user valuable time when entering parameters.

The R&S®EFL240/R&S®EFL340 has been optimized for mobile use. It is compact, lightweight and robust, and its lithium-ion battery supplies power for more than four hours of operation. The test receiver and its wide range of accessories come in a carrying bag.

Key facts

- Frequency range from 5 MHz to 2500 MHz
- MPEG-2 and MPEG-4 decoding
- Common Interface for encrypted programs
- 5.7" TFT color display for SD and HD video output
- Battery operation > 4 hours



R&S®EFL240/ R&S®EFL340 Portable TV Test Receiver Benefits and key features

Extensive measurement functions for cable, satellite and antenna

- ▮ Multistandard test receiver
 - Analysis of DVB-T2, DVB-T, DVB-H, DVB-C, DVB-S and DVB-S2
 - Measurement of constellation, MER(f) and echoes
- ▮ MPEG decoding and video output
 - MPEG-2 and MPEG-4
 - SD and HD
 - Transport stream input and output via ASI
- ▮ Analog TV and FM sound broadcasting
 - PAL, SECAM and NTSC
 - Videoscope functionality
 - RDS decoder
- ▮ Spectrum measurement with zoom function and Combo mode
 - Spectrum analysis up to 2500 MHz
 - Spectrum, results and TV picture – all at a glance

▷ [page 4](#)

Optimized operating concept for mobile use

- ▮ Ergonomic design and easy operation
- ▮ Independent work in the field
- ▮ Automated measurements simplify routine work
 - Automatic program search
 - User-defined measurement sequences
 - R&S®EFL-Suite software for transferring measurement results to a PC
 - Remote operation via LAN

▷ [page 5](#)

| Model overview | | |
|---------------------------------------|------------|------------|
| Measurements | R&S®EFL240 | R&S®EFL340 |
| DVB-T, DVB-H, DVB-C, DVB-S, DVB-S2 | • | • |
| DVB-T2 | – | • |
| Analog TV and FM sound broadcasting | • | • |
| MPEG-2/MPEG-4 decoding | • | • |
| Transport stream input/output via ASI | – | • |
| Remote operation via LAN | – | • |

Extensive measurement functions for cable, satellite and antenna

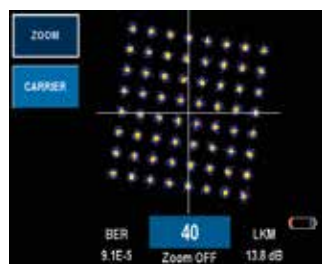
Multistandard test receiver

The R&S®EFL240 and the R&S®EFL340 analyze signals for DVB-T, DVB-H, DVB-C, DVB-S, DVB-S2, analog TV and FM sound broadcasting, and the R&S®EFL340 also handles DVB-T2 signals. The test receiver measures level, MER, CBER, VBER and C/N and outputs a user-defined quality indicator for each parameter. As a result, the user gets a quick overview of signal quality. The constellation diagram as well as the graphical display of the MER for the individual OFDM carriers and of the channel impulse response allow a detailed analysis. A special feature is the measurement of the pulse delay profile (PDP). This enhanced channel impulse response also shows echoes outside the guard interval up to the duration of an OFDM symbol. The R&S®EFL240/R&S®EFL340 measures the PDP even when signal quality is so poor that the signal cannot be decoded.

Measurements for digital TV.



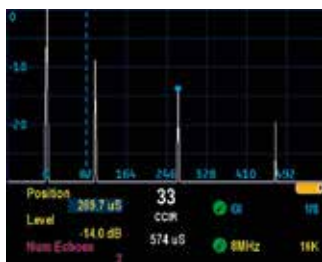
Constellation diagram.



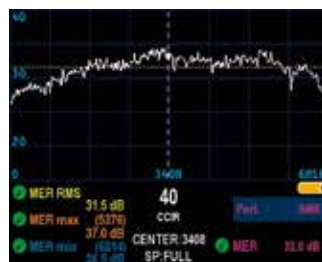
MPEG decoding and video output

The easiest way to check the quality of a TV signal is to control the audio and video content. The R&S®EFL240/R&S®EFL340 outputs crystal-clear SD and HD videos on its 5.7" TFT color display – even for encrypted programs thanks to the Common Interface. Audio is output via the test receiver's built-in loudspeaker. The display includes NID, PID, SID, service names and service profiles. The R&S®EFL240 and the R&S®EFL340 decode MPEG-2 and MPEG-4.

Channel impulse response.



MER of OFDM carriers.



Analog TV and FM sound broadcasting

For analyzing analog TV signals, the R&S®EFL240/R&S®EFL340 features a videoscope function, level, V/A and C/N measurement, as well as video and audio output for PAL (B/G, D/K, I, M), SECAM (B/G, D/K, L) and NTSC. The R&S®EFL240/R&S®EFL340 measures the level of FM sound broadcast signals and demodulates the audio signal.

Enhanced service information.




Combo mode display.



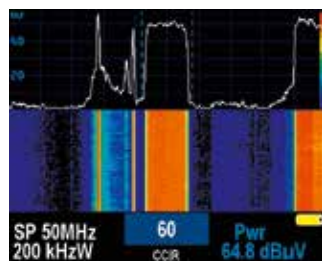
Spectrum measurement with zoom function and Combo mode

The R&S®EFL240/R&S®EFL340 includes a spectrum analyzer for the frequency range from 5 MHz to 2500 MHz. If necessary, the zoom function can be used to expand a subrange of the measured spectrum and to display it in a second trace. In cable TV applications, for example, it is possible to display the entire received spectrum with all channels and to simultaneously measure the spectrum of an individual channel in detail. The unique Combo mode presents the three main operating modes (i.e. TV signal analysis, spectrum analysis and video output) on the screen simultaneously. This means that the user can see all important information at a single glance.

Transportstream analysis.



Spectrum with waterfall display.



Optimized operating concept for mobile use

Ergonomically arranged keys for intuitive operation.



Transfer of measurement results to a PC using R&S®EFL-Suite.



Ergonomic design and easy operation

The R&S®EFL240/R&S®EFL340 is compact and lightweight. Two carrying straps for shoulder and hip allow safe operation in any position. The keys are arranged ergonomically, and the design allows the instrument to be operated with two fingers. All main functions can be directly selected by pressing the appropriate function key. To enhance reliability, the R&S®EFL240/R&S®EFL340 has no mechanical rotary knob. Users can nevertheless “tune” the receive channel in the usual manner: A round key with arrows on the membrane keypad simulates the classic rotary knob.

Independent work in the field

The large, easily readable color display and the rain cover¹⁾ facilitate outdoor work. A battery operating time of over four hours means that the user is not dependent on battery charger or AC supply. The R&S®EFL240/R&S®EFL340 and all accessories can be stowed in a carrying bag.

Automated measurements simplify routine work

The R&S®EFL240/R&S®EFL340 offers various functions for rapidly storing measurement results and instrument settings and can automatically run entire measurement sequences. The Instant Log function saves the current measurement results as data or graphics. The Scan & Log function performs a complete program search and stores the level, C/N and BER for each program that is found. This feature makes it possible to test an in-building cable and satellite distribution system at the press of a key. The Macro Measurement function defines various measurements that the instrument will then carry out automatically one after the other – either only once or multiple times at user-defined intervals. The results are written to a log file. For documentation and processing, the measurement results can be transferred to a PC using the R&S®EFL-Suite software supplied with the test receiver.

¹⁾ Optional accessory.

Specifications

| Specifications | | |
|---|---|--|
| RF parameters | | |
| Frequency ranges | spectrum analysis | 5 MHz to 2500 MHz |
| | FM sound broadcasting | 88 MHz to 108 MHz |
| | terrestrial and cable TV | 5 MHz to 1500 MHz |
| | satellite | 950 MHz to 2200 MHz |
| Dynamic range | terrestrial standards and cable standards | 60 dB |
| | satellite standards | 55 dB |
| Level range | digital and analog TV | 15 dB μ V to 130 dB μ V |
| Digital TV | | |
| Measurements | DVB-T2 ¹⁾ | level, link margin, MER, MER(f), LDPCBER, BCHBER, C/N, constellation, uncorrected packets, echoes, PDP |
| | DVB-T, DVB-H | level, MER, MER(f), CBER, VBER, C/N, constellation, uncorrected packets, echoes, PDP |
| | DVB-C | level, MER, CBER, C/N, constellation, uncorrected packets |
| | DVB-S | level, MER, CBER, VBER, C/N, uncorrected packets |
| | DVB-S2 | level, link margin, MER, CBER, BCHBER, C/N, constellation, uncorrected packets, multistream, physical layer scrambling (PLS) |
| MPEG analysis | parameter display | NID, video/audio PID, SID, SI, LCN |
| Video and audio output | video | MPEG-2, MPEG-4, SD, HD (1080p) |
| | audio | MPEG-1 L2, Dolby, AC3, AAC, DD+ |
| Conditional access | | Common Interface for MPEG-2 and MPEG-4 |
| Analog TV | | |
| Measurements | | level, V/A, C/N, videoscope, sync pulse |
| Video and audio output | | PAL (B/G, D/K, I, M), SECAM (B/G, D/K, L), NTSC, teletext |
| Spectrum analyzer | | |
| Span | | 5 MHz to 2500 MHz |
| Resolution bandwidth | | 300 Hz to 6.4 MHz |
| Sweep time | | < 10 ms |
| Enhanced functions | | max./min. hold, zoom, marker, trigger |
| Interfaces | | |
| RF input | | 75 Ω |
| Transport stream input/output ¹⁾ | | ASI |
| Memory and PC | | SD, USB |
| Video input/output | | HDMI (output only), SCART (input/output) |
| LNB supply and control | DC via RF socket | 5 V, 13 V, 18 V, 24 V, extra burst of 14 V and 19.5 V, 22 kHz tone, DiSEqC, SCR |
| Remote operation ¹⁾ | | Ethernet LAN |
| General data | | |
| Temperature loading | | 0°C to +40°C |
| Relative humidity | | max. 80% up to +31°C, linearly decreasing to 50% at +40°C |
| Power consumption | | max. 42 W |
| Display | | 5.7" TFT |
| Dimensions | W x H x D | 302 mm x 148 mm x 120 mm (11.89 in x 5.83 in x 4.72 in) |
| Weight | with battery | 2.48 kg (5.47 lb) |

¹⁾ R&S®EFL340 only.

Ordering information

| Designation | Type | Order No. |
|--|--------------|--------------|
| Base unit | | |
| Portable TV Test Receiver | R&S®EFL240 | 2116.8980.02 |
| Portable TV Test Receiver | R&S®EFL340 | 2116.9070.03 |
| Accessories supplied | | |
| Carrying bag, two carrying straps, rechargeable battery, power cable, battery charger, 12 V car adapter, RF adapter set, SD card, USB cable, software and operating manual on CD | | |
| External accessory | | |
| Rain Cover | R&S®EFL-Z1 | 2116.9087.00 |
| VHF/UHF Directional Antenna | R&S®EFL-Z100 | 2116.9158.02 |

| Service options | | |
|--|------------|---|
| Extended Warranty, one year | R&S®WE1EFL | Please contact your local Rohde & Schwarz sales office. |
| Extended Warranty, two years | R&S®WE2EFL | |
| Extended Warranty, three years | R&S®WE3EFL | |
| Extended Warranty, four years | R&S®WE4EFL | |
| Extended Warranty with Calibration Coverage, one year | R&S®CW1EFL | |
| Extended Warranty with Calibration Coverage, two years | R&S®CW2EFL | |
| Extended Warranty with Calibration Coverage, three years | R&S®CW3EFL | |
| Extended Warranty with Calibration Coverage, four years | R&S®CW4EFL | |

The R&S®EFL240/R&S®EFL340 comes with a wide range of accessories.



Service that adds value

- | Worldwide
- | Local and personalized
- | Customized and flexible
- | Uncompromising quality
- | Long-term dependability

About Rohde & Schwarz

The Rohde & Schwarz electronics group is a leading supplier of solutions in the fields of test and measurement, broadcasting, secure communications, and radiomonitoring and radiolocation. Founded more than 80 years ago, this independent global company has an extensive sales network and is present in more than 70 countries. The company is headquartered in Munich, Germany.

Sustainable product design

- | Environmental compatibility and eco-footprint
- | Energy efficiency and low emissions
- | Longevity and optimized total cost of ownership

Certified Quality Management

ISO 9001

Certified Environmental Management

ISO 14001

Rohde & Schwarz GmbH & Co. KG

www.rohde-schwarz.com

Regional contact

- | Europe, Africa, Middle East | +49 89 4129 12345
- | North America | 1 888 TEST RSA (1 888 837 87 72)
- | Latin America | +1 410 910 79 88
- | Asia Pacific | +65 65 13 04 88
- | China | +86 800 810 8228 | +86 400 650 5896

customersupport@rohde-schwarz.com

R&S® is a registered trademark of Rohde & Schwarz GmbH & Co. KG

Trade names are trademarks of the owners

PD 5214.6000.12 | Version 04.00 | July 2014 (fi)

R&S®EFL240/R&S®EFL340 Portable TV Test Receiver

Data without tolerance limits is not binding | Subject to change

© 2011 - 2014 Rohde & Schwarz GmbH & Co. KG | 81671 Munich, Germany



5214600012