

CNT-90XL

Microwave Counter/Analyzer

pendulum

- Frequency range to 27, 40, 46 or 60 GHz
- Speed: 250k measurements/s to internal memory
- Frequency, power, CW or burst to 60 GHz
- Resolution: 14 digits display
- Statistical analysis including histogram, trend & modulation domain display
- Unique ease-of-use: Multiparameter display & graphical presentation of results
- USB & GPIB as standard
- 2 instruments in one - Microwave Counter/Analyzer & 400 MHz general-purpose timer/counter



The Pendulum CNT-90XL Microwave Counter/Analyzer is an excellent tool for measurement, analysis and calibration of Microwave Frequency and Power. Whether in test systems, on the R&D bench, in the calibration lab or out in the field, the CNT-90XL is the state-of-the-art Microwave Counter/Analyzer and outperforms any existing Microwave counter on the market. The CNT-90XL is the worlds fastest Microwave counter with integrated power meter and offers a unique ease-of-use with graphical display and improved control over measurement at an outstanding price.

The Fastest Microwave Counter

The CNT-90XL Microwave Counter/Analyzers has set new milestones for microwave frequency counting and outperforms any microwave counter on the market regarding resolution, speed and acquisition time. The CNT-90XL is the worlds fastest Microwave counter with integrated power meter and offers a unique ease-of-use with graphical display and improved control over measurement at an outstanding price. The measurement speed is up to 250 000 frequency samples/s, for advanced statistical analysis.

In addition to being a Microwave Counter/Analyzer, the multi-functional CNT-90XL also serves as a 400 MHz general purpose timer/counter. Now, for the first time, the variations in signal power can be seen, collected, and analyzed in the same manner as frequency: both numerically and graphically.

Applications and Features

The CNT-90XL is intended for several applications, such as:

- Microwave link carrier calibration
- Satellite communication equipment testing
- YIG and VCO testing
- RF and microwave instrumentation calibration
- RF components and modules testing

Product Features And Benefits

- Fast high-resolution frequency or power measurements, very short acquisition time of 25 ms (Auto) or zero (Manual)
- Burst measurements via Ext. arming
- High sensitivity (-33 dBm)
- Statistical processing and graphical histogram, trend and modulation display
- Affordable microwave frequency counting

Leading Performance

- High resolution is vital for R&D and production testing. CNT-90XL meets this requirement with 100 ps single shot (time) or 12 digits/s (frequency). Obtained values are displayed with up to 14 digits.
- For calibration purposes, the CNT-90XL offers very high accuracy through stable internal OCO time base, low systematic time interval A-B error and high resolution.
- Both USB and GPIB interfaces are standard. With USB you won't need to invest in a GPIB interface card for your PC. The GPIB operates in either SCPI/GPIB or 53131 emulation mode, for plug-and-play replacement in existing ATE systems.
- Menu-oriented settings reduce the risk of mistakes. Valuable signal information, given in multi-parameter displays, removes the need for other instruments like DVM's and Scopes.



- Limit qualifying is a handy tool for making correct calculation of statistical parameters e.g. to verify the jitter of digital pulses that appear in discrete clusters (e.g. in CD-players or in HDB3-coded data). By setting limits you can isolate one cluster in the calculation.

Battery Option

The CNT-90XL has an optional battery pack with 90 Wh capacity, capable of mains-free operation for at least 4.5 hours. In stand-by mode the battery pack can keep an OCXO warm and running for over 24 hours. Battery operation of a frequency counter/analyzer is valuable in three different applications:

- Mains-free operation in the field
- Transportation of high-stability OCXO to maintain stability, which gives instant use at destination without any warm-up time
- Battery backup acting as a built in UPS (Uninterrupted Power Supply)

Excellent Graphical Presentation

One of the great features of the CNT-90XL is the graphical display and the menu oriented settings. The non-expert can easily make correct settings without risking costly mistakes. The multi-parameter display with auxiliary measurement values such as Vmax/Vmin/Vp-p in frequency measurements, and frequency/attenuation/phase, eliminates the need for extra test instruments and provides direct answers to frequently asked questions, like "What is the attenuation and phase shift of this filter?"

Measurement values are presented both numerically and graphically. The graphical presentation of results (histograms, trends etc.) gives a much better understanding of the nature of jitter. It also provides you with a much better view of changes vs time, from slow drift to fast modulation (trend plot). Three statistical views of the same data set can be viewed: Numerical, Histogram and Trend. It is very easy to capture and toggle between views of the same data.

When adjusting a frequency source to given limits, the graphic display gives fast and accurate visual calibration guidance. The graphical displays below shows frequency changes over time directly on-screen, e.g. Doppler frequency shift in speed radar sensors, fast power switching or FM. Built-in statistical processing presents numerical stability data and also frequency distribution histograms on-screen for analysis of frequency stability or modulation.

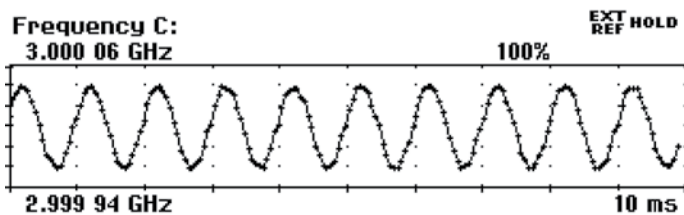


Figure 1: 1kHz FM with 12 ppm modulation depth

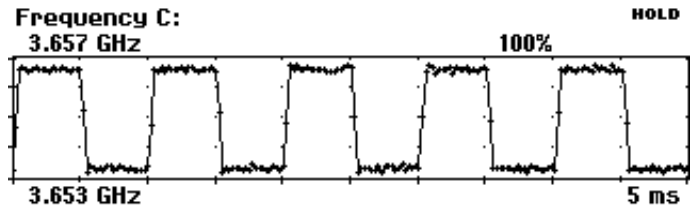


Figure 2: Pulse modulated frequency

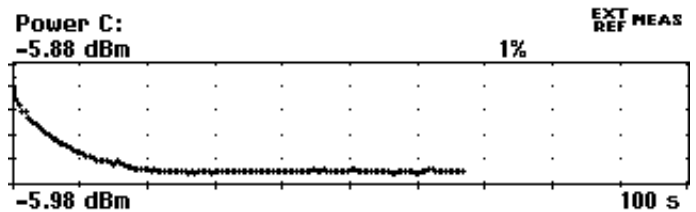


Figure 3: Generator start-up power settling

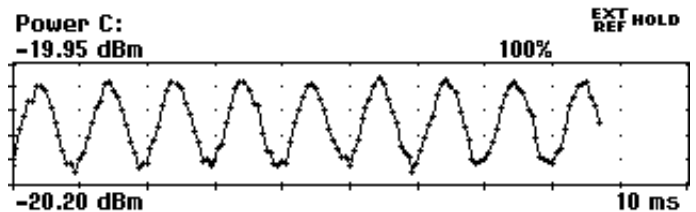


Figure 4: Very small AM on carrier is visualized




Figure 5: Numeric statistics screen of the previous AM signal




Figure 6: Power step from generator (-30 to -5dBm in 5dBm steps) NOTE: output is turned off shortly betw. power steps

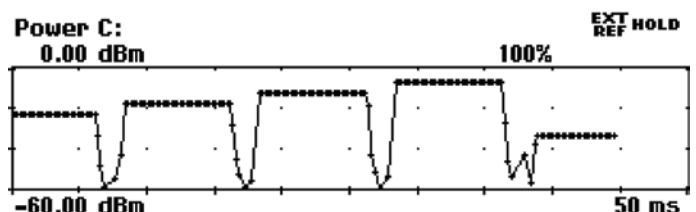


Figure 7: Power step (close up)

Max Rep. Rate for Arming Signal:

Channel A, B: 160 MHz

Channel E: 80 MHz

Start Time Delay Range:

20 ns to 2sec., 10 ns resolution

Statistics

Functions: Maximum, Minimum, Mean, Δmax-Min, Standard Deviation and Allan Deviation

Display: Numeric, histograms or trend plots

Sample Size: 2 to 2 x 10⁹ samples

Limit Qualifier: OFF or Capture values above/below/inside or outside limits

Measurement Pacing:

Pacing Time Range: 4μs to 500 sec.

Mathematics

Functions: (K*X+L)/M, (K/X+L)/M or X/M-1. X is current reading and K, L and M are constants; set via keyboard or as frozen reference value (X₀)

Other Functions

Measuring Time: 20 ns to 1000 s for Frequency, Burst, and Period Average. Single cycle for other measuring functions

Timebase Reference:

Internal, External or Automatic

Display Hold: Freezes result, until a new measurement is initiated via Restart

Limit Alarm: Graphical indication on front panel and/or SRQ via GPIB

Limit Values: Lower limit, Upper limit

Settings: OFF or Alarm if value is above/below/inside or outside limits

On Alarm: STOP or CONTINUE

Display: Numeric + Graphic

Stored Instrument Set-ups: 20 instrument setups can be saved/recalled from internal non-volatile memory. 10 can be user protected.

Result Storage: Up to 8 measurements of max 32k samples can be stored in local memory for later downloading.

Display:

Backlit LCD Graphics screen for menu control, numerical read-out and status information

Number of Digits: 14 digits in numerical mode

Resolution: 320*97 pixels

GPIB Interface

Compatibility: IEEE 488.2-1987, SCPI 1999 or 53131A compatibility mode

Interface Functions:

SH1, AH1, T6, L4, SR1, RL1, DC1, DT1, E2

Max. Measurement Rate:

GPIB: 5k readings/s (block mode)

500 readings/s (individual GET trig'ed)

To Internal Memory: 250k readings/s

Internal Memory Size: Up to 750k readings.

USB Interface

USB Version: 2.0 Full speed (11 Mbits/s)

Calibration

Mode: Closed case, menu controlled

Cal. Frequencies: 0.1, 1, 5, 10, 1.544 and 2.048 MHz

General Specifications

Environmental Data

Class: MIL-PRF-28800F, Class 3

Operating Temp: 0°C to +50°C

Storage Temp: -40°C to +71°C

Humidity: 5%-95% (10°C to 30°C)
5%-75% (30°C to 40°C)

5%-45% (40°C to 50°C)

Altitude: 4 600 m

Vibration: Random and sinusoidal according to MIL-PRF-28800F, Class 3

Shock: Half-sine 30G per MIL-PRF-28800F Bench handling

Transit drop test:

According to MIL-PRF-28800F

Safety: EN 61010-1, pollution degree 2, meas cat I, CSA C22.2 No 1010-1, CE

EMC: EN 61326 (1997); A1 (1998), increased test levels according to EN 50082-2, Group 1, Class B, CE

Mains power: 90 to 265 Vrms, 45 to 440 Hz, <40 W, <60 W if battery option

Dimensions and Weight

Width x Height x Depth:

210x90x395 mm (8.25x3.6x15.6 in)

Weight: Net 2.7 kg (5.8 lb), Shipping app. 3.5 kg (app. 7.5 lb)

Ordering Information

Basic Models

CNT-90XL-27G:

27 GHz Microwave Counter/Analyzer

CNT-90XL-40G:

40 GHz Microwave Counter/Analyzer

CNT-90XL-46G:

46 GHz Microwave Counter/Analyzer

CNT-90XL-60G:

60 GHz Microwave Counter/Analyzer

Time Base: Medium Stability Time Base; 0.06 ppm/month as standard

Included with Instrument: 3 years product warranty, line cord, user documentation on CD, and Certificate of Calibration

Time Base Options

Option 30/90: Very High Stability Oven Time Base; 0.01 ppm/month

Option 40/90: Ultra High Stability Oven Time Base; 0.003 ppm/month

Option 23/90 Battery Unit

Battery Type: Lilon, 90 Wh

External DC input: 10 to 18 Vdc; max 6A

Operating temp. range: 0°C to 40°C

Storage: -20°C to +60°C, 1 month

-20°C to +45°C, 3 months

-20°C to +20°C, 1 year

Battery operating time (at 25°C):

ON: >4.5 hours

Stand-by: >24 hours

Charging:

Automatically when AC or ext DC is connected

Battery status indicator:

On-screen with Low battery warning

Weight: 2.3 kgs

Optional Accessories

Option 22/90: Rack-Mount Kit

Option 27: Carrying Case - soft

Option 27H: Heavy-duty Hard Transport Case

Option 29/90: TimeView Modulation domain Analysis SW for CNT-90XL

Option 90/01: Calibration Certificate with Protocol; Standard oscillator

Option 90/06: Cal. Cert.; Oven oscillator

Option 90/00: Cal. Cert. Frequency aging/week

Option 95/05: Extended warranty from 3 to 5 years

OM-90: Users Manual English (printed)

PM-90: Programmers Manual English (printed)

SM-90: Service Manual English

GS-90-EN: Getting Started English

GS-90-FR: Getting Started French

GS-90-DE: Getting Started German

Time Base Options

Option Model:	Standard	30/90	40/90
Time base type:	OCXO	OCXO	OCXO
Uncertainty due to: - Aging: per 24 h per month per year - Temperature variation: 0°C to 50°C 20°C to 26°C (typ. values)	<5x10 ⁻⁹ (1) <6x10 ⁻⁸ <2x10 ⁻⁷ <5x10 ⁻⁸ <2x10 ⁻⁸	<5x10 ⁻¹⁰ (1) <1x10 ⁻⁸ <5x10 ⁻⁸ <5x10 ⁻⁹ <1x10 ⁻⁹	<3x10 ⁻¹⁰ (1) <3x10 ⁻⁹ <1.5x10 ⁻⁸ <2.5x10 ⁻⁹ <4x10 ⁻¹⁰
Short term stability: τ = 1 s (root Allan Variance) τ = 10 s	<1x10 ⁻¹⁰ <1x10 ⁻¹⁰	<1x10 ⁻¹¹ <1x10 ⁻¹¹	<5x10 ⁻¹² <5x10 ⁻¹²
Power-on stability Deviation vs final value after 24 h on time, after a warm-up time of:	<1x10 ⁻⁷ 30 min	<1x10 ⁻⁸ 10 min	<5x10 ⁻⁹ 10 min
Typical total uncertainty, for operating temperature 20°C to 26°C, at 2σ (95%) confidence interval: - 1 year after calibration - 2 years after calibration	<2.4x10 ⁻⁷ <4.6x10 ⁻⁷	<0.6x10 ⁻⁷ <1.2x10 ⁻⁷	<1.8x10 ⁻⁸ <3.5x10 ⁻⁸

(1)After 1 month of continuous operation